

Financial Highlights

Suzuken Co., Ltd. and Subsidiaries

Years ended March 31

	Millions of Yen Except per Share Data			Thousands of US Dollars Except per Share Data
	2005	2004	2003	2005
For the year:				
Net sales	¥ 1,330,983	¥ 1,194,024	¥ 1,060,211	\$12,439,093
Gross profit	129,072	125,120	115,468	1,206,280
Selling, general and administrative expenses	116,711	105,413	96,529	1,090,757
Operating income	12,361	19,707	18,939	115,523
Net income	12,576	17,308	16,004	117,533
Per share data (Yen):				
Net income (EPS) - Basic	135.72	193.08	184.57	1.268
- Diluted	135.46	189.98	180.80	1.266
Cash dividends	30.00	26.00	24.00	0.280
At year-end:				
Total assets	758,232	692,365	623,553	7,086,280
Total shareholders' equity	223,979	213,539	186,899	2,093,262
Ratios:				
Return on assets (ROA)	1.7%	2.6%	2.7%	
Return on equity (ROE)	5.7	8.6	9.1	

Notes: 1. U.S. dollar amounts are provided solely for the reader's convenience and use the exchange rate of ¥107 to the U.S. dollar prevailing on March 31, 2005.

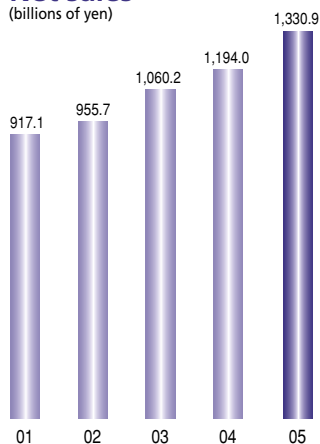
2. Net income per share is calculated using the average number of shares outstanding during each fiscal year, net of treasury stock.

3. Figures have been adjusted to compensate for the effect of March 31, 2002 falling on a bank holiday.

4. Per share data in prior years have been adjusted to reflect the 1-to-1.2 stock split conducted on March 31, 2004 (Stock distribution date: May 19).

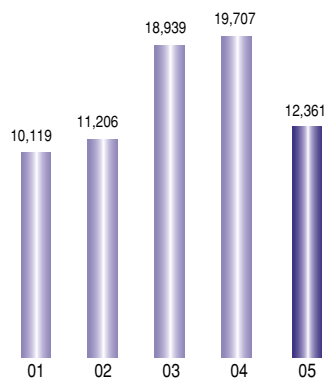
Net sales

(billions of yen)



Operating income

(millions of yen)

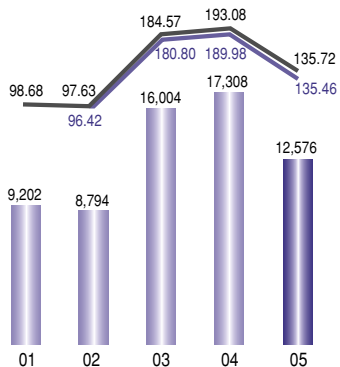


Net income

Net income per share (EPS)

(millions of yen)

(yen)



■ Net income

— Net income per share (EPS), Basic

— Net income per share (EPS), Diluted

Contents

5 To Our Readers

7 Interview with the President

17 Corporate Social Responsibility

21 The Many Forms of Suzuken Value

33 Board of Directors

34 Financial Section

69 Independent Auditors' Report

70 Stock Information

72 Corporate Data

Forward-looking statements

This annual report contains forward-looking statements regarding plans, outlooks and strategies of Suzuken and its group companies. These statements are based on the outlook for operating results in accordance with judgements using information currently available. Consequently, actual results may differ significantly from these statements for a variety of reasons.